


Guidelines for attending of Electronic Meeting by Inventech Connect

Shareholders and proxies wishing to attend the AGM Meeting via electronic means ("E-AGM"), please proceed according to the procedure for submitting the request form to attend the E-AGM as follows:

Step for requesting Username & Password from via e-Request system

1. Shareholders must submit a request to attend the E-AGM via Web Browser at

<https://con.inventech.co.th/BE8165842R/#/homepage> or scan QR Code  and follow the steps the steps as shown.



**** Merge user accounts, please using the same email and phone number ****

- 1 Click the above URL link or scan QR Code.
- 2 Choose type of request form to proceed the following 4 steps
Step 1 Fill in the information shown on the registration.
Step 2 Fill in the information for verification.
Step 3 Verify via OTP
Step 4 Successful transaction, the system will display information again to verify the exactitude of the information
- 3 Please wait for an email from the officer informing you of meeting

2. For Shareholders / Proxies who would like to attend the E-AGM (except for the proxies granted to the Company's Independent Director), the electronic registration will be **available from April 18, 2024 at 08:30 hours and shall be closed on April 25, 2024 (until the meeting adjourn).**

3. The E-AGM conference system will be **available on April 25, 2024 at 08:00 hours** (2 hours before the opening of the meeting). Shareholders or proxy holders shall use the provided Username and Password and follow the instruction manual to access the E-AGM conference system.

Appointment of Proxy to the Company's Independent Directors

For Shareholders who authorize the Company's Independent Directors to attend and vote on his or her behalf, please proceed in accordance with the instruction in the Attachment 6. The Proxy Form together with required documents must be submitted to the Company by **April 19, 2024** by deliver to the following address:

Beryl 8 Plus Public Company Limited
Corporate Secretary Department
33/4, the 9th Tower Grand Rama9 Building (Tower B), 19th Floor
Rama 9 Road, Huai Khwang, Bangkok 10310

If you have any problems with the software, please contact Inventech Call Center



02-931-9137



@inventechconnect



The system available during April 18 – 25, 2024 at 08.30– 17.30 hours

(Specifically excludes holidays and public holidays)



Report a problem

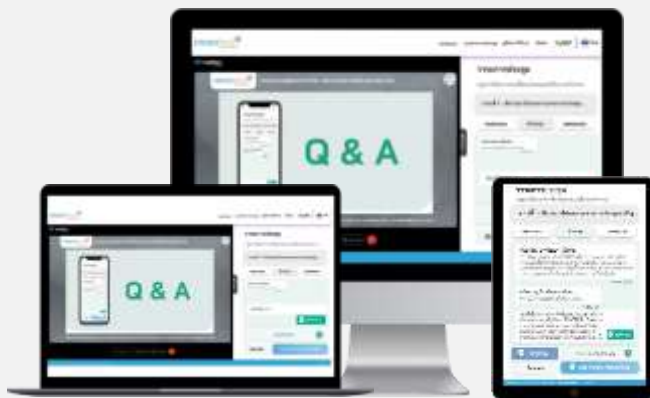
Steps for registration for attending the meeting (e-Register) and voting process (e-Voting)

- 1 Get email and password that you received from your email or request OTP
- 2 Click on "Register" button, the system has already registered and counted as a quorum.
- 3 Click on "Join Attendance", Then click on "Join Meeting" button
- 4 Select which agenda that you want to vote
- 5 Click on "Vote" button
- 6 Click the voting button as you choose
- 7 The system will display status your latest vote



To cancel the latest vote, please press the button "Cancel latest Vote" (This means that your most recent vote will be equal to not voting, or your vote will be determined by the agenda result). Shareholders can change your votes until the voting system is closed on each agenda.

Step to ask questions via Inventech Connect



- Select which agenda
 - Click on "Question" button
- 1 Ask a question
 - Type the question then click "Send"
 - 2 Ask the question via video
 - Click on "Conference"
 - Click on "OK" for confirm your queue
 - Please wait for the queue for you then your can open the microphone and camera

How to use Inventech Connect



User Manual e-Request



User Manual e-Voting

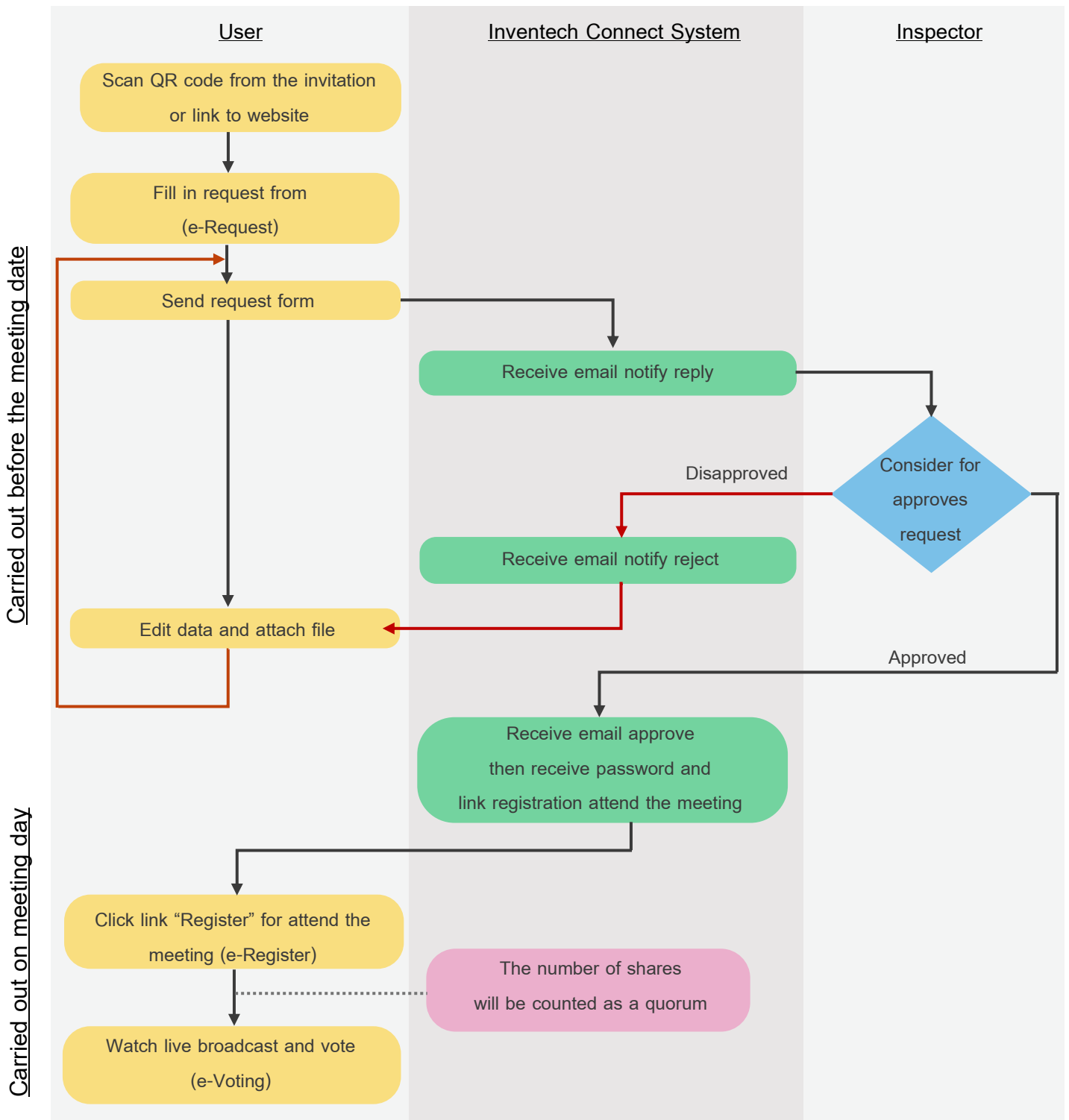


Video of using Inventech Connect

Remark: Operation of the E-AGM conference system and Inventech Connect systems will be subject to the shareholders / proxies supporting internet system, including equipment and/or program that can use for best performance. Please use the following equipment and/or program:

1. Internet speed requirements
 - High-Definition Video: Must have internet speed at 2.5 Mbps (Speed internet that recommend).
 - High Quality Video: Must have internet speed at 1.0 Mbps.
 - Standard Quality Video: Must have internet speed at 0.5 Mbps.
2. Equipment requirements.
 - Smartphone/Tablet that use IOS or android OS.
 - PC/Laptop that use Windows or Mac OS.
3. Requirement Browser Chrome (Recommend) / Safari / Microsoft Edge **** The system does not support internet explorer.**

Flowchart for the Meeting Attendance via e-Meeting



Condition of use

In case Merge account/change account
 In case filing request multiple by using the same email and phone number, the systems will merge account or in case user has more than 1 account, you can click on "Change account" and the previous account will still count the base in the meeting.

In case Exit the meeting
 Attendees can click on "Register to leave the quorum", the systems will be number of your shares out from the meeting base.