

Guidelines for Attending the Electronic Meeting via Inventech Connect

Shareholders or proxies who wish to attend the Meeting via electronic means may submit a request to attend the Meeting through the e-Request system by following the procedures below.

Steps for Requesting Username and Password via the e-Request

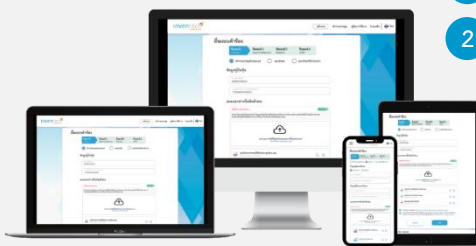
1. Submit a request to attend the Meeting via web browser at

<https://app.inventech.co.th/BF8137441R/#/homepage> or scan QR Code



and follow the steps as shown in the picture

as shown in the picture



- 1 Click link URL or scan QR Code in the letter notice Annual General Meeting

- 2 Choose type request for request form to 4 step

Step 1 Fill in the information shown on the registration

Step 2 Fill in the information for verify

Step 3 Verify via OTP

Step 4 Successful transaction, The system will display information again to verify the accuracy of the information

**** Merge user accounts, please using the same email and phone number ****

- 3 Please wait for an email containing the meeting details and Password.

2. For shareholders who wish to attend the Meeting by themselves or appoint a proxy other than the Company's independent directors to attend the Meeting via electronic means, the electronic request system will be available from April 16, 2026 at 08:30 hrs. and will remain open until April 23, 2026, until the Meeting is closed.

3. The electronic meeting system will be available on April 23, 2026 at 08:00 hrs. (two hours prior to the commencement of the Meeting). Shareholders or proxies may log in to the system using the Username and Password received and follow the instructions provided in the user manual.

Appointment of Proxy to the Company's Directors

Shareholders who wish to appoint one of the Company's independent directors as their proxy to attend and vote at the Meeting on their behalf may send the proxy form together with the required supporting documents by mail to the following address. The proxy form and supporting documents must be delivered to the Company by April 17, 2026 at 17:00 hrs.

Corporate Secretary Department

Beryl 8 Plus Public Company Limited

33/4, The 9th Tower Grand Rama9 Building (Tower B), 19th Floor,

Rama 9 Road, Huai Khwang Sub-district, Huai Khwang District, Bangkok 10310

If you encounter any problems using the system, please contact the Inventech Call Center



02-460-9229



@inventechconnect



The system will be available from April 16 – April 23, 2026

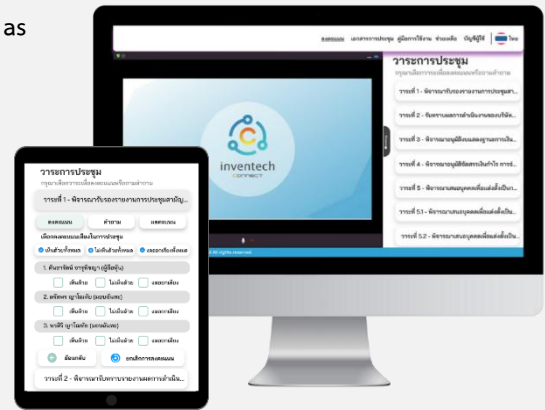
between 08:30 hrs. and 17:30 hrs. (excluding official holidays and public holidays).

Report a problem

@inventechconnect

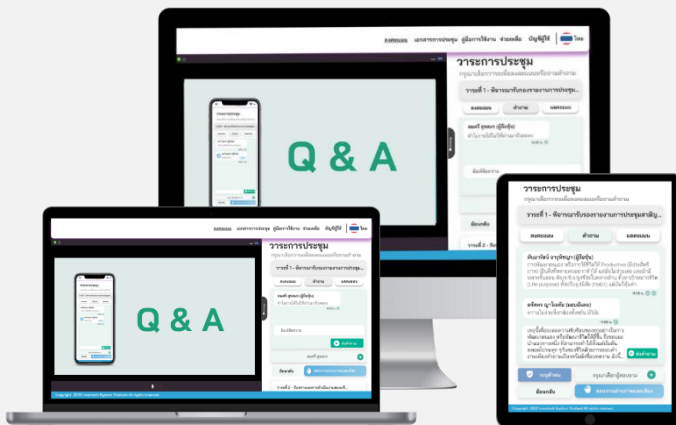
Steps for Registration to Attend the Meeting (e-Register) and Voting Process (e-Voting)

- 1 Log in to the system using the Username and Password received via email or request an OTP.
- 2 Click the “Register” button. Your shares will then be counted as part of the Meeting quorum.
- 3 Click “Join Attendance” and then click “Accept”.
- 4 Select the agenda item for which you wish to vote.
- 5 Click the “Vote” button.
- 6 Select your preferred voting option.
- 7 The system will display the latest voting status.



To cancel the last vote, please press the button “Cancel latest vote (This means that your most recent vote will be equal to not voting, or your vote will be determined by the agenda result) Shareholders can conduct a review of the votes on an agenda basis. When the voting results for that agenda are closed.

Steps for Asking Questions via Inventech Connect



- Select which agenda
 - Click on “Question” button
- 1 Ask a question
 - Type the question then click “Send”
 - 2 Ask the question via video
 - Click on “Conference”
 - Click on “OK” for confirm your queue
 - Please wait for the queue for you then you can open the microphone and camera

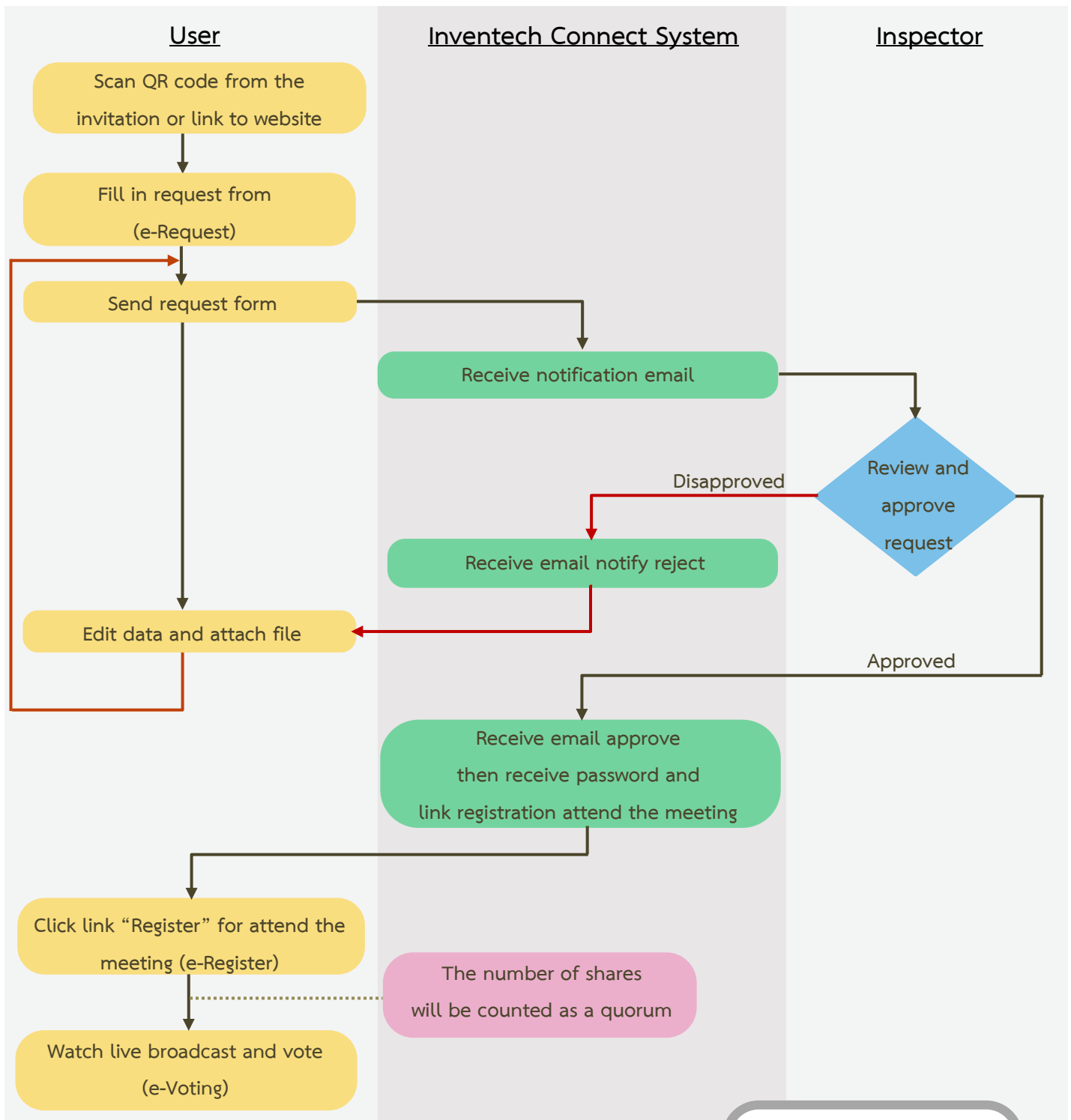
How to use Inventech Connect



User Manual and Video of using Inventech Connect

* Note: The operation of the electronic meeting system depends on the internet connection, equipment, and software used by shareholders or proxies. The following system requirements are recommended:

1. Internet Speed Requirements
 - High-Definition Video: 2.5 Mbps. (recommended)
 - High Quality Video: 1.0 Mbps.
 - Standard Quality Video: 0.5 Mbps.
2. Supported Devices
 - Smartphone or tablet using iOS or Android
 - Computer or laptop using Windows or Mac OS
3. Requirement Browser Chrome (Recommend) / Safari / Microsoft Edge **** The system does not support Internet Explorer.**



Condition of use

In case of account merge / change account

If multiple requests are submitted using the same email address and phone number, the system will automatically merge the accounts.

In case a user has more than one account, the user may click on "Change Account" to switch to another account. The previous account will still be counted as part of the meeting quorum.

In case of leaving the meeting

Attendees may click on "Register to Leave the Quorum." The number of shares held by such attendee will be deducted from the quorum base for the remaining agenda items that have not yet been considered.